

GRADE-2

Assignment :4

Date: Thursday, 21 October 2021

English:

Task-1

Watch the video and do the given work-

<https://www.youtube.com/watch?v=xI2kZhPgyOw>

Fill in the blanks with is, am or are

1. Anil _____ swimming in the pool.

2. The school bell _____ ringing

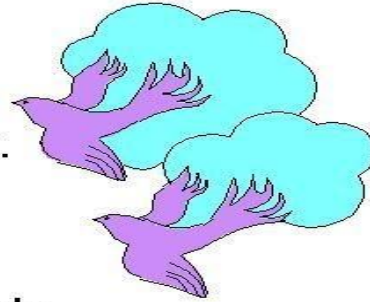


3. I _____ Mitthu.

4. Ships _____ sailing in the sea.

5. I _____ not a rabbit.

6. Birds _____ flying in the sky.



7. We _____ happy.


8. Raju and Bobby _____ friends.

9. These children _____ playing in the garden.

10. The Tiger _____ feeling hungry.


11. I _____ not an idiot.

12. This _____ a lotus flower.



Answer Key
is, is, am, are, am, are, are, are, are, are, are, are, are, are, is, am, is

H.W.



Fill in the blanks with suitable answers.

REMEMBER!

I	am
He, She, It	is
You, We, They	are

1. _____ am Safiya. (I, She)
2. _____ is a girl. (He, She)
3. _____ is a boy. (He, She)
4. _____ are singing. (She, They)
5. _____ are reading. (We, I)
6. _____ is walking. (He, I)
7. _____ am a doctor. (We, I)
8. _____ is teaching. (She, You)
9. _____ am sleeping. (You, I)
10. _____ are playing. (We, He)

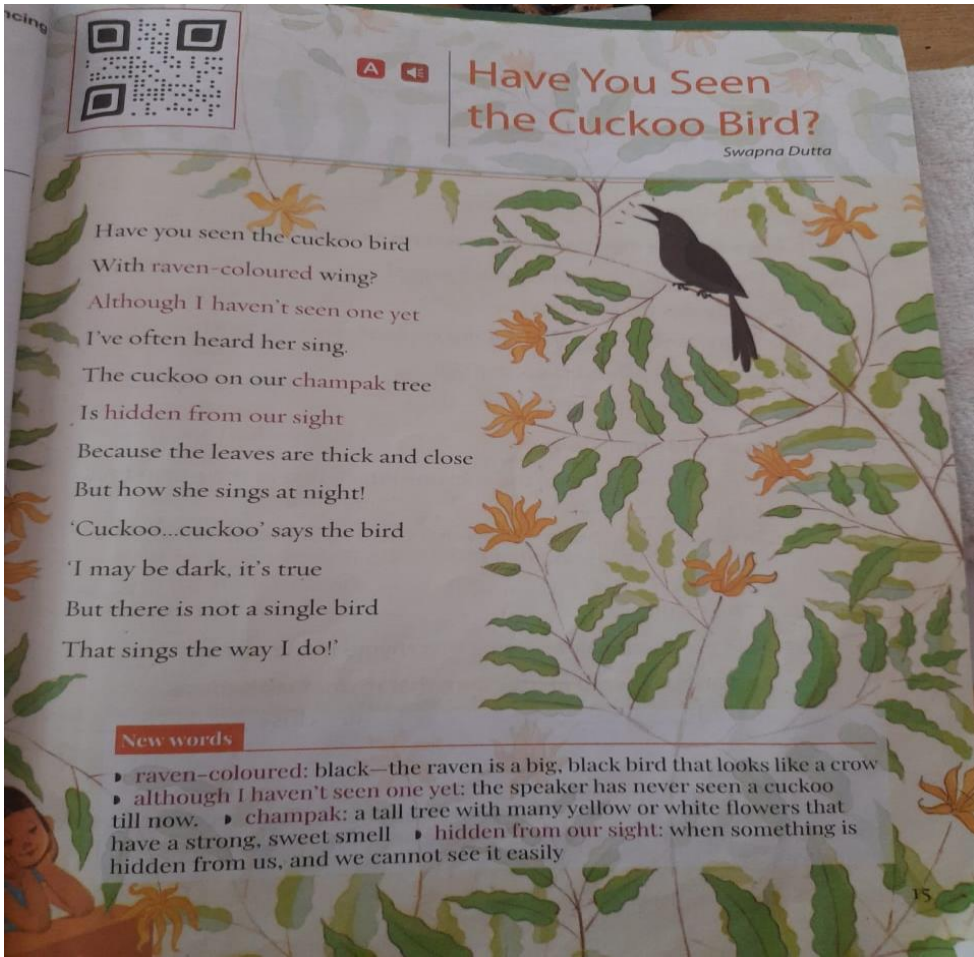
Task -2

Read the sentences and put in is, am or are.

1. I _____ a girl.
2. We _____ in the truck.
3. It _____ a big dog.
4. They _____ playing in the park.
5. He _____ reading a book.
6. You _____ tall and thin.
7. I _____ a farmer.
8. The girl _____ sleepy.
9. The children _____ riding their bikes.
10. The cows _____ black and white.

Task-3

Read poem Have You Seen the Cuckoo Bird?



Maths:

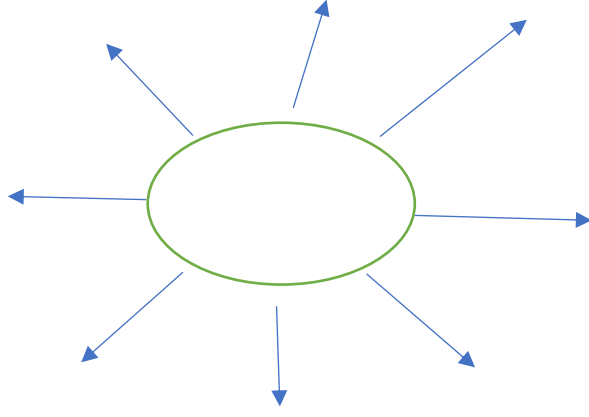
Prepare Division for assessment on Friday.

Hindi:

Day 1

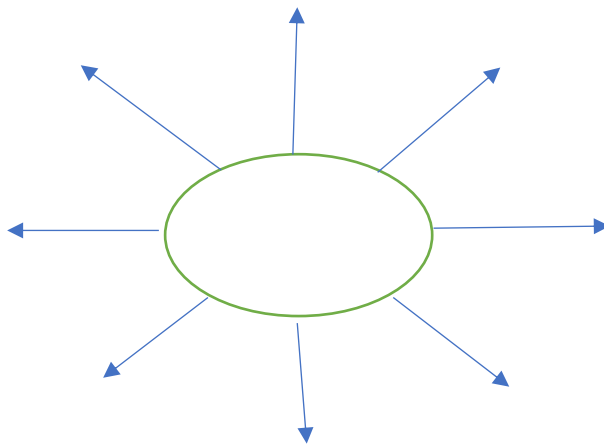
विशेषण (Adjective)

माइंड-मैप बनाकर शेर के गुणों को लिखिए तथा इन विशेषणों का प्रयोग करते हुए एक छोटा सा अनुच्छेद लिखें-



गृहकार्य

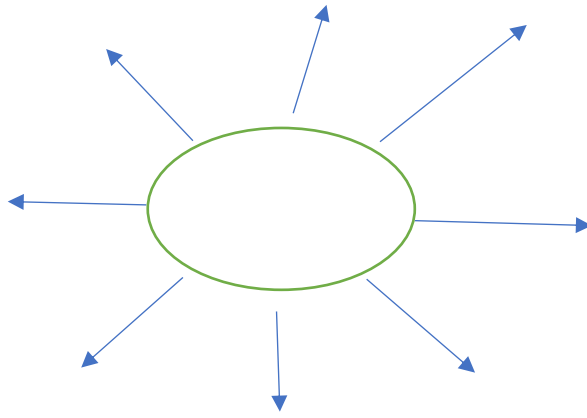
माइंड-मैप बनाकर अपने पसंद के किसी पक्षी के गुणों को लिखिए तथा इन विशेषणों का प्रयोग करते हुए एक छोटा सा अनुच्छेद लिखें-



Day 2

Integration Work

मिट्टी के लिए विभिन्न विशेषण शब्दों का प्रयोग करते हुए माइंडमैप- बनाइये तथा उसके उपयोग पर एक छोटा सा अनुच्छेद लिखें ।



UOI:



My KWHLAQ chart on SOIL

<p><u>K</u></p> <p>What do I know?</p>	<p><u>W</u></p> <p>What do I want to know?</p>	<p><u>H</u></p> <p>How do I find out?</p>	<p><u>L</u></p> <p>What have I learned?</p>	<p><u>A</u></p> <p>What actions will I take?</p>	<p><u>Q</u></p> <p>What new questions do I have?</p>

Task 1

Learning Engagement: I used to think..... now I think

I used to think the Soil is formed by....



Watch the video on soil formation and reflect your understanding

<https://www.youtube.com/watch?v=kybPmB1zBUw&t=16s>

Now I think....The Soil is formed by....


What is soil?

- Soil is the loose material which forms the thin surface of Earth.
- It is formed by decomposition of organic matter and breaking up of rocks by **wind**, **water** etc.
- The organic matter formed by decomposition of plants and animals is called **humus**.
- Soil does not form in a year but takes millions of years for its formation.

Answer the following

- 1) The loose material on Earth's surface is _____.
- 2) Soil is formed by breaking up of _____.
- 3) Decomposed plants and animals is called _____.

Circle the picture below that will NEVER become soil.



ART:

Task Sand Paper activity - Draw and color flower on sand paper using crayon colors. (Craft book page no 16).

Dance

<https://www.youtube.com/watch?v=SC2CKWqDOBU>

Task- watch and learn Kashmiri folk dance part 2

<https://www.youtube.com/watch?v=SC2CKWqDOBU>

Task- watch and learn Kashmiri folk dance part 2